



WELCOME TO RECEPTION

Supporting your child's transition into Reception

MEET THE TEAM



Rachel Cheeseman

Mrs Cheeseman
Teacher



Amelia Clark

Miss Clark
Teacher/ TA



Sue Mutter

Mrs Mutter
Nursery Nurse

WELCOME TO THE CLASSROOM!

YOUR CHILD'S FIRST DAY AT SCHOOL



Our staggered start:

Tuesday 3rd September- 2 hour sessions in the morning or afternoon

Wednesday 4th September- all morning (including lunch)

As of Thursday 5th September, Reception will be in full time from 8:50am-3:30pm

RECEPTION CURRICULUM

- In Reception we assess 17 areas of child development which come under seven main areas of development; Personal, Social and Emotional development, Physical development, Communication and Language, Literacy, Maths, Understanding the World and Expressive Arts & Design.
- Your child will learn through a combination of child-led activities (choosing time) and adult-led activities.
- During choosing time the children can choose which area they would like to learn in. These areas are enhanced to support the children's progress throughout the year.
- Our adult initiated activities include hunts, investigations, experiments and much more!
- There will be a lot of choosing time to start with to ease the transition from Nursery and this will then slowly decrease, however they will have choosing time all year and in year 1 too!

WHAT WILL YOUR CHILD BE DOING DURING THEIR FIRST WEEK AT SCHOOL?



- Getting to know each other, the teachers and our class bear
- Circle time games, songs, stories, small group maths and phonics activities
- Getting to know the classroom and classroom rules
- Getting to know the routines
- Learning about the behaviour chart
- Earning their first ladybird spots!

WHAT WILL YOUR CHILD NEED ON THEIR FIRST DAY AT SCHOOL?



- Themselves!
- A book bag
- A water bottle
- The children will not need their PE kit until the second week

What we provide:

- A journal
- A reading record
- Caps

Please ensure the children wear shoes that they can fasten up themselves!


Please label everything!

BEHAVIOUR CHART


Shooting Star- Your child's name will go on the shooting star if they have been noticed a number of times that day for 'WOW' moments, trying hard or doing the right thing!



Rainbow- Your child's name will go on the rainbow for 'WOW' moments.



Sun- Every child's name starts on the sun at the beginning of every day.




The cloud- Your child's name will go on the cloud if they have had a verbal warning and continue to not follow the rules.



The rainy cloud- Your child's name will go on the rainy cloud if their name is already on the cloud and they continue to not follow the rules. A note will be written in their planner to let you know, or we may speak to you on the gate if it needs further explanation.

LADYBIRD SPOTS



Each child has their own ladybird above their peg. They will receive ladybird spot stickers throughout the year for 'WOW' moments, acts of kindness, trying their best etc.

When your child receives their first ten ladybird spots they will choose a prize from the prize box. Their ladybird spots are also counted throughout the year and go towards their Bronze, Silver and Gold Award certificates which are awarded in assembly!

MARBLE JAR!


We also work as a team to achieve awards using our marble jar!



HOUSE TEAM GROUPS



Aquila



Volans



Lacerta

A DAY IN RECEPTION

- Once the children are settled, confident and used to their new surroundings, a normal day in Reception will look like this! This is built up over time and will begin with very short focused activities at the beginning of the year.
- Morning jobs
- Wake Up Shake Up, register, calendar
- Phonics
- Snack
- Choosing Time (Independent learning in provision areas, free flow indoor and outdoor)
- Maths
- Lunch
- Adult Initiated Activity (Understanding the World, PE twice a week, Expressive Arts and Design)
- Choosing Time (Independent learning in provision areas, free flow indoor and outdoor)
- Dough disco/ handwriting or Guided Reading
- Story and then home time!

HOW CAN YOU SUPPORT YOUR CHILD AS THEY START SCHOOL



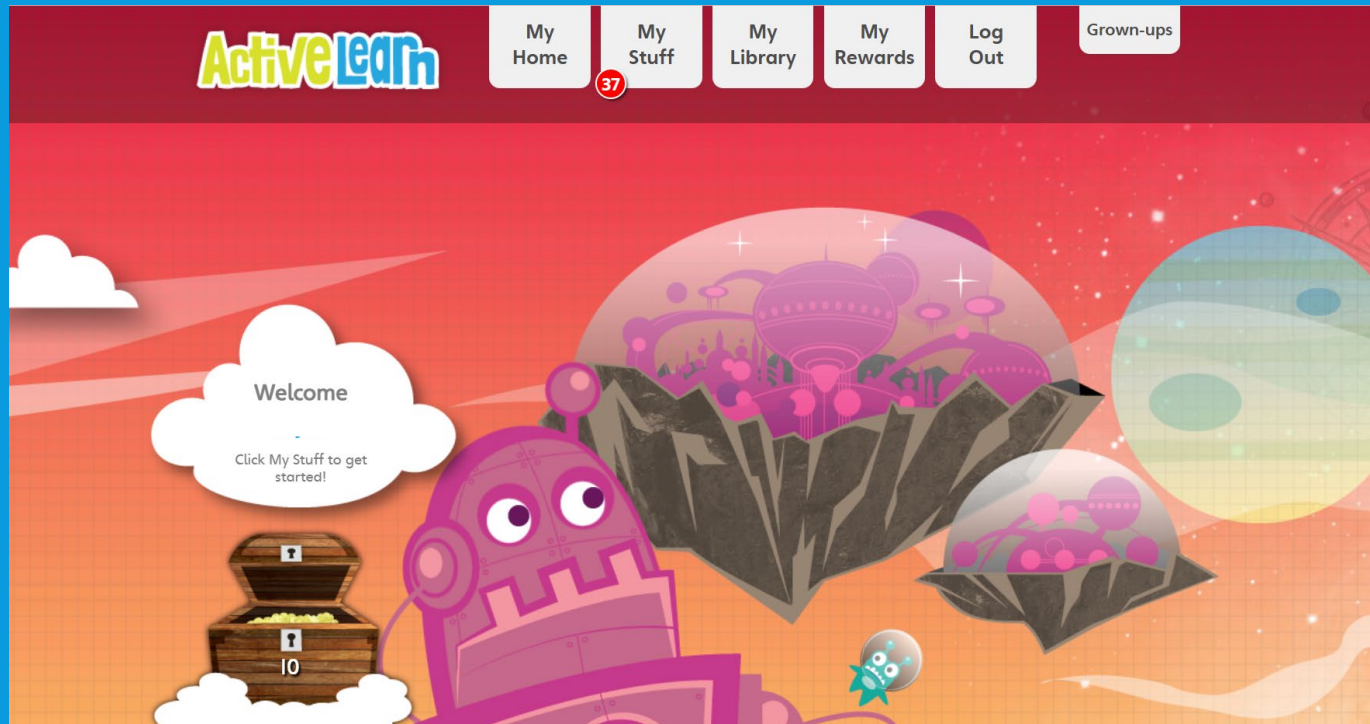
- Talk about school! Encourage your child to talk about the things they are excited about and any worries they might have. When they start school, encourage them to tell you about their day and always feel free to chat to us on the door if you need to.
- Encourage toileting, dressing and eating independently
- Read their weekly home reading book (at the beginning of Reception, your child may receive a book without words. This is to encourage story telling, use of language and comprehension before they begin to learn to read).

READING

- Every week your child will bring home a decodable reading book which is matched to what we have learnt in phonics. Your child's first book will have no words, this is to encourage language development and story-telling until we have taught our first letters and sounds in phonics!
- Each week we will write in the reading record to let you know how your child is progressing with their reading, what new sounds they have learnt and what their focus is for moving forward. Please comment in the reading record when your child has read at home too so that we know whether their book needs changing.
- They will also choose a 'reading for pleasure' book from the school library each week which can be shared with an adult to promote a love for reading.
- We will also provide you with a Bug Club account which gives you access to online reading books that your child can read at home!

HOW TO USE BUG CLUB

- Within the first couple of weeks, we will put your child's log in details in the back of their planners.

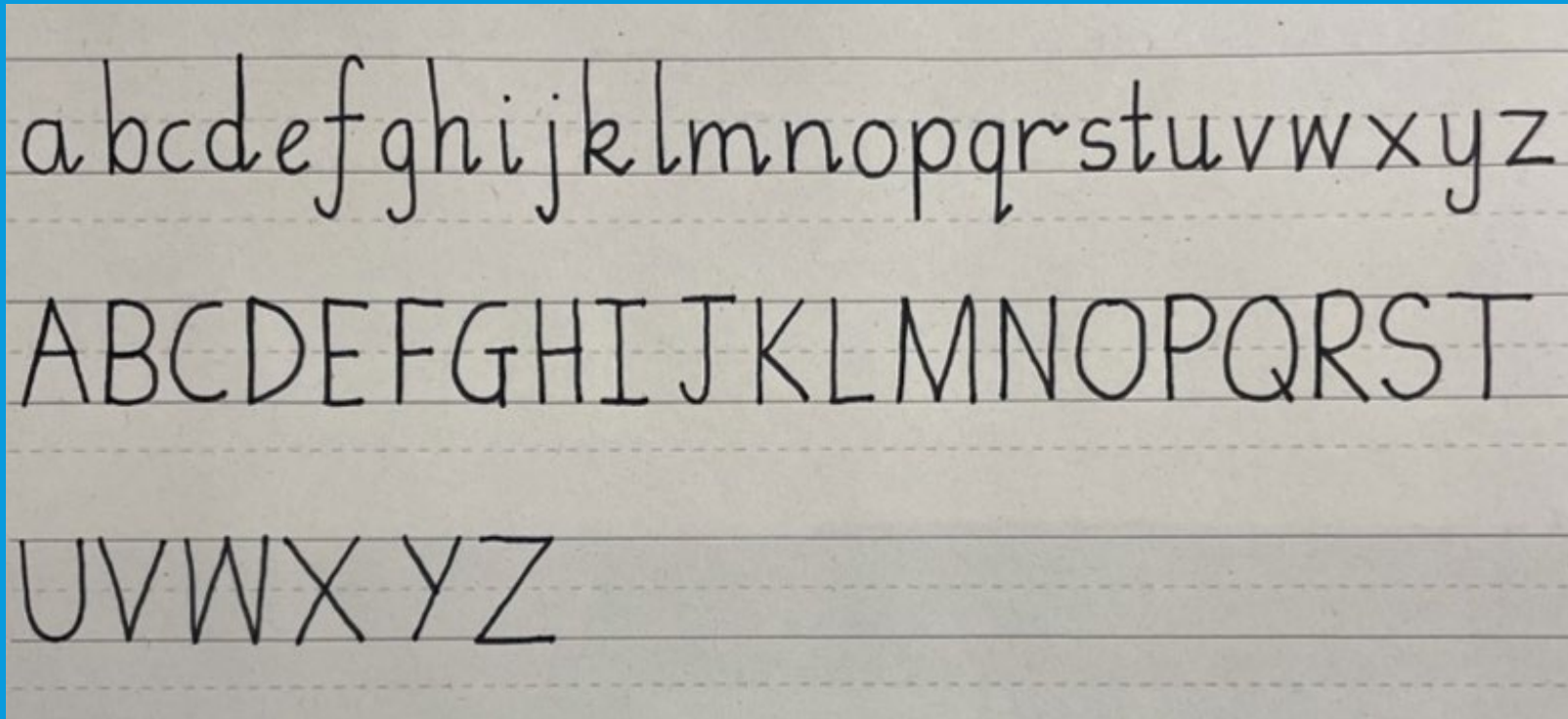


EARLY READING AND WRITING



- At Hunsley Primary, we follow 'Bug Club' which is a Pearson phonics scheme.
- Here is a link to a Phonics song- Pronunciation is the most important aspect of early reading and writing and this song demonstrates the correct way to pronounce the short sounds.
- <https://www.youtube.com/watch?v=jPVbJ-laHlw>

HANDWRITING AT HUNSLEY PRIMARY



EARLY MATHS



In Reception we focus on four main concepts-

- Recognising numbers
 - Fluent counting
 - Subitising- recognising different representations of numbers without counting
 - Talking about maths and using a wide range of vocabulary!
-
- We focus on mastering the key concepts in maths and ensure that the children are fluent in basic maths skills and can use a number of resources and methods to help them.
 - We follow the 'NCETM' Maths scheme throughout Hunsley Primary. There will be lots more information about this on our maths parent learn!

TAPESTRY



Email address

Password

Log in

[Having trouble logging in?](#)

- Your child may have had an online learning journey at pre-school. At Hunsley Primary, we are going to be using Tapestry as a way of communicating and sharing some of our key and exciting learning!
- You will get regular updates about what the children have been doing at school, including photos of your child!
- We also encourage you to add your own observations so that we can see what the children have been learning at home too. Your child's learning is a journey so we are always keen to see what they get up to at home and they love to tell their friends too.

HOME LEARNING- GOOGLE CLASSROOM

- Home learning is set every week via Google Classroom. In Reception, we use the home learning to tell you all about what we have been learning that week and give you some suggestions of how you might support this at home.
- Towards the end of Reception we begin to set specific tasks which we ask to be sent back into school in preparation for Year 1.

COMING UP

The following sessions will be coming up...

- Parent learn sessions, including maths and phonics.
- Stay and play sessions
- Progress evenings
- Consultation events

CONTACT US



- Weekly Newsletter
- Hunsley Primary website
- Hunsley Primary Handbook
- enquiries@hunsleyprimary.org.uk
- Telephone: 01482 330883



We look forward to
seeing you soon!