



WELCOME TO RECEPTION

Supporting your child's transition into Reception

MEET THE TEAM



Miss Killelay
Teacher



Mrs Mutter
Nursery Nurse




Teaching Assistant

HOUSE TEAM GROUPS



Aquila



Volans



Lacerta

RECEPTION CURRICULUM

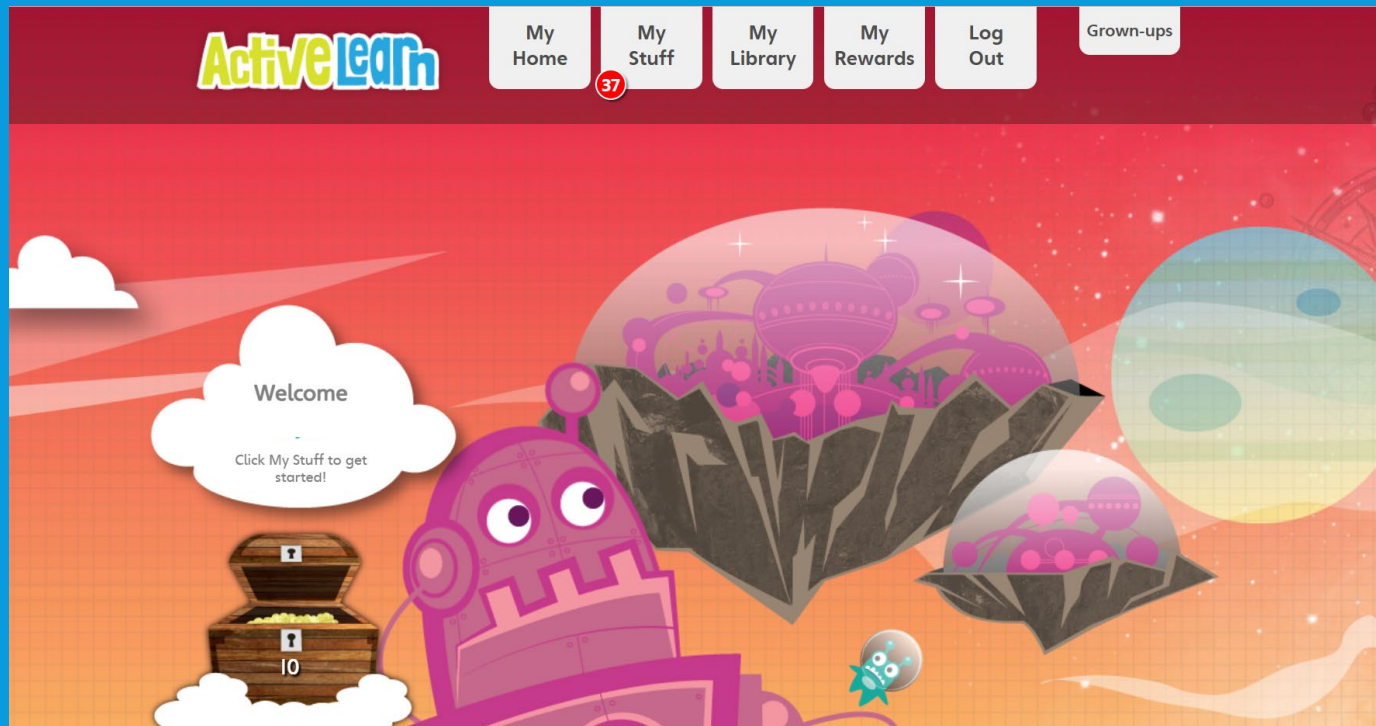
- In Reception we assess 17 areas of child development which come under seven main areas of development; Personal, Social and Emotional development, Physical development, Communication and Language, Literacy, Maths, Understanding the World and Expressive Arts & Design.
- Your child will learn through a combination of child-led activities (choosing time) and adult-led activities.
- Once the children are settled, we will begin sending home some 'home learning suggestions' every week, via Google Classroom, so that you know what we are learning about in school and can support at home. Home Learning in Reception is not compulsory until the final term, however if your child does have a go at any of the suggestions these can be uploaded onto Tapestry for us to see and celebrate!

READING

- Every week your child will bring home a decodable reading book which is matched to what we have learnt in phonics.
- They will also choose a 'reading for pleasure' book from the school library each week which can be shared with an adult to promote a love for reading.
- We will also provide you with a Bug Club account which gives you access to online reading books that your child can read at home!

HOW TO USE BUG CLUB

- Within the first couple of weeks, we will put your child's log in details in the back of their planners.



YOUR CHILD'S FIRST DAY AT SCHOOL



Our staggered start:

Tuesday 5th September- 2 hour sessions in the morning or afternoon

Wednesday 6th September- all morning (including lunch)

As of Thursday 7th September, Reception will be in full time from 8:50am-3:30pm

WHAT WILL YOUR CHILD NEED ON THEIR FIRST DAY AT SCHOOL?



- Themselves!
- A book bag
- A water bottle
- The children will not need their PE kit until the second week

What we provide:

- A journal
- A reading record
- Caps

Please ensure the children wear shoes that they can fasten up themselves!

Please label everything!

WHAT WILL YOUR CHILD BE DOING DURING THEIR FIRST WEEK AT SCHOOL?




- Getting to know each other, the teachers and our class bear
- Circle time games, songs, stories, small group maths and phonics activities
- Getting to know the classroom and classroom rules
- Getting to know the routines
- Learning about the behaviour chart
- Earning their first ladybird spots!

BEHAVIOUR CHART


Shooting Star- Your child's name will go on the shooting star if they have been noticed a number of times that day for 'WOW' moments, trying hard or doing the right thing!



Rainbow- Your child's name will go on the rainbow for 'WOW' moments.



Sun- Every child's name starts on the sun at the beginning of every day.




The cloud- Your child's name will go on the cloud if they have had a verbal warning and continue to not follow the rules.



The rainy cloud- Your child's name will go on the rainy cloud if their name is already on the cloud and they continue to not follow the rules. A note will be written in their planner to let you know, or we may speak to you on the gate if it needs further explanation.

LADYBIRD SPOTS



Each child has their own ladybird above their peg. They will receive ladybird spot stickers throughout the year for 'WOW' moments, acts of kindness, trying their best etc.

When your child receives their first ten ladybird spots they will choose a prize from the prize box. Their ladybird spots are also counted throughout the year and go towards their Bronze, Silver and Gold Award certificates which are awarded in assembly!

HOW CAN YOU SUPPORT YOUR CHILD AS THEY START SCHOOL



- Talk about school!
- Encourage toileting, dressing and eating independently
- Read their weekly home reading book (at the beginning of Reception, your child may receive a book without words. This is to encourage story telling, use of language and comprehension before they begin to learn to read).
- Please do also record in the reading journal when you have read with your child. This informs staff of when the books is ready to be changed and is a way of communicating progress between staff and parents/ carers.
- Physical books will be changed by staff once a week and additional books can be read online via Bug Club. These are allocated by Miss Killelay and will be of an appropriate reading level for your child.

A DAY IN RECEPTION

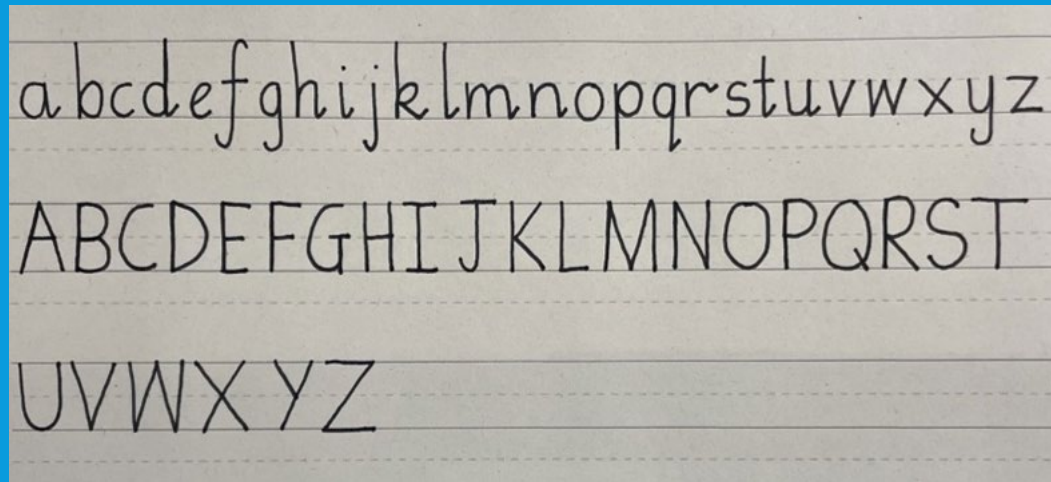
- Once the children are settled, confident and used to their new surroundings, a normal day in Reception will look like this! This is built up over time and will begin with very short focused activities at the beginning of the year.
- Morning jobs
- Wake Up Shake Up, register, calendar
- Phonics
- Snack
- Choosing Time (Independent learning in provision areas, free flow indoor and outdoor)
- Maths
- Lunch
- Adult Initiated Activity (understanding the world, PE twice a week, expressive arts and design)
- Choosing Time (Independent learning in provision areas, free flow indoor and outdoor)
- Dough disco/ handwriting or Guided Reading
- Story and then home time

EARLY READING AND WRITING



- At Hunsley Primary, we follow 'Bug Club' which is a Pearson phonics scheme.
- Here is a link to our Phonics song- Pronunciation is the most important aspect of early reading and writing and this song demonstrates the correct way to pronounce the short sounds.
- <https://www.youtube.com/watch?v=jPVbJ-laHlw>

HANDWRITING AT HUNSLEY PRIMARY



EARLY MATHS




In Reception we focus on three main concepts-

- Recognising numbers
 - Fluent counting
 - Subitising- recognising different representations of numbers without counting
 - Talking about maths and using a wide range of vocabulary!
-
- We focus on mastering the key concepts in maths and ensure that the children are fluent in basic maths skills and can use a number of resources and methods to help them.
 - We follow the 'Whiterose' Maths scheme throughout Hunsley Primary. Here is a link to their website for more information!
 - <https://whiterosemaths.com/>

TAPESTRY

- Your child may have had an online learning journey at pre-school. At Hunsley Primary we are going to be using tapestry as a way of communicating and sharing some of our key learning.
- Each week you will get an update about what the children have been doing at school, including photos of your child.



The image shows the login interface for the Tapestry Online Learning Journal. It features a logo on the left consisting of a grid of colored lines (green, yellow, blue, purple, red) forming a stylized 'T' shape. To the right of the logo, the text 'TAPESTRY' is written in a large, grey, sans-serif font, with 'ONLINE LEARNING JOURNAL' in a smaller font below it. Below the logo and text, there are two input fields: one for 'Email address' and one for 'Password'. A blue button with the text 'Log in' is positioned below the password field. At the bottom of the form, there is a link that says 'Having trouble logging in?'.

TAPESTRY
ONLINE LEARNING JOURNAL

Email address

Password

Log in

[Having trouble logging in?](#)

COMING UP

The following sessions will be coming up...

- Parent learn sessions, including maths and phonics.
- Stay and play sessions
- Progress evenings
- Consultation events

CONTACT US



- Weekly Newsletter
- Hunsley Primary website
- Hunsley Primary Handbook
- enquiries@hunsleyprimary.org.uk
- Telephone: 01482 330883



We look forward to
seeing you soon!